


7th Grade Science

Quarter One: Chemistry

- Atoms
- Chemical Reactions
- Synthetic Materials




State Standards:



To learn more about the Missouri State Standards, go to <https://dese.mo.gov/media/pdf/curr-mls-standards-sci-6-12-sboe-2016>.

Quarter Two: Forces and Energy

- Electricity and Magnetism
- Kinetic and Potential Energy
- Thermal Energy
- Energy Transfer



Quarter Three: Waves and Cells

- Waves
- Cells
- Body Systems and Organization



To Remember:



Each subjects will be addressed again in future science classes.

Quarter Four: Growth and Development


- Reproductive Success
- Environmental Attributes to Growth
- Genetic Attributes to Growth
- Cellular Respiration and Photosynthesis

Science Syllabus

Procedures & Expectations in Mrs. Hawkins's Science Class

6 Bees

- Bee Positive
- Bee Creative
- Bee Passionate
- Bee Respectful
- Bee Helpful
- Bee Curious



Contact Info:



Name: Mrs. Hawkins

Room: 306

E-Mail: mhawkins@braymerc4.net

Remind: @hawk7bc

Class Info:

Learning Platform: Google Classroom and ConnectEd

Classwork: Required assignments given to you by Mrs. Hawkins (will be turned in via paper or Google Classroom)

Supplies Pencil, Highlighter, Consumable Book, Notebook, Computer

Class Routine

1. Read the board with the day's Bellringer.
2. Check to make sure you have all "Needed Supplies"
3. Turn in assignments if needed.
4. Check Google Classroom for new challenges, grades


Bell Rings: What Now?

1. Stay quiet, listen for instructions and follow them.
2. Ask questions, write notes & stay organized

Grading Scale

Grading is done in a "total point" system.

- 100%–90% = A
- 89%–80% = B
- 79%–70% = C
- 69%–60% = D
- 59% and Lower = F



Procedures: Discipline

- * All discipline procedures will follow the outline given out in the student handbook. For more details, please contact Mr. Creekmore, principal.

Procedures: Personal Items

Please do NOT have out:

- Personal electronics (cell phones, headphones, etc.)
- Purses & Bags
- Lunch Boxes
- Food & Drink (besides water)
- All items that are of a personal nature must be put away and not visible in the classroom



Procedures: Absence

Unplanned Absence (Illness, Emergency, etc.)

- Contact Mrs. Hawkins ASAP
- Check Google Classroom ANNOUNCEMENT page and see what we did that day.
- Complete work for that day

Planned Absence (Vacations)

- Inform Mrs. Hawkins ASAP
- Collect all required materials before departure
- Complete all challenges and turn in when you return.



Procedures: Group Work

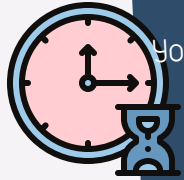


Cell phones, ect.

All cell phones, ear pods, headphones, etc.. are to be out of sight. If I see them, I TAKE them!

Science requires group work. Either in a lab, a project or class challenge. Be prepared to participate to the best of your ability.

Procedures: Late Work



You have the quarter to turn in late work and to make up tests. AFTER that no late work will be accepted. Students will not get full credit for late work as it is not fair to the students who turned in on time.

Procedures: Retaking Assessments

Students can retake an assessment ONE TIME after the assessment has been given. You will need to set a time with Mrs. Hawkins to retake before or after school.

Students will need to have the following to be able to retake:

- all classwork completed for that assessment
- study guides (if provided) completed
- assessment corrections



Procedures: Daily work

Google classroom is set-up to show you the work for the entire week. The next weeks work is posted before the week begins. If you are ABSENT, you are still responsible for the work you missed!

Your work for the week is due the following Monday morning before school starts.



Procedures: Communication

If you are having issues understanding ANYTHING, please come talk to me face-to-face first. I am a pretty reasonable person and believe together we can find a solution that will satisfy us both. If you are not in the building, you can email me!

Procedures: Bathroom

Please try to use the bathroom before class begins. Put stuff on your desk and then ask me to go. I understand emergencies arise, just be courteous to your peers and teacher when asking to leave.

